



Design contains the Prick 'n Stitch Pattern & Instruction Sheet plus an extra Pricking Pattern.

IMPORTANT

Please respect the many hours the designers have

Worked on these designs.

We ask you not make copies for friends,

re-sale or teaching purposes.

As this is an infringement of our copyright.

However, you are free to make cards yourself from the patterns for your personal use or resale.

Mass production and copying or reselling of the designs is strictly prohibited.

For information and to view our catalogue - visit our website:
www.pricknstitch.com


© Copyright 2002-2011 Sue Farmer & Liz Kelly
Prick 'n Stitch Keepsake Cards
Enquiries: Tel: +27 (0)21 5318210



Keepsake Cards

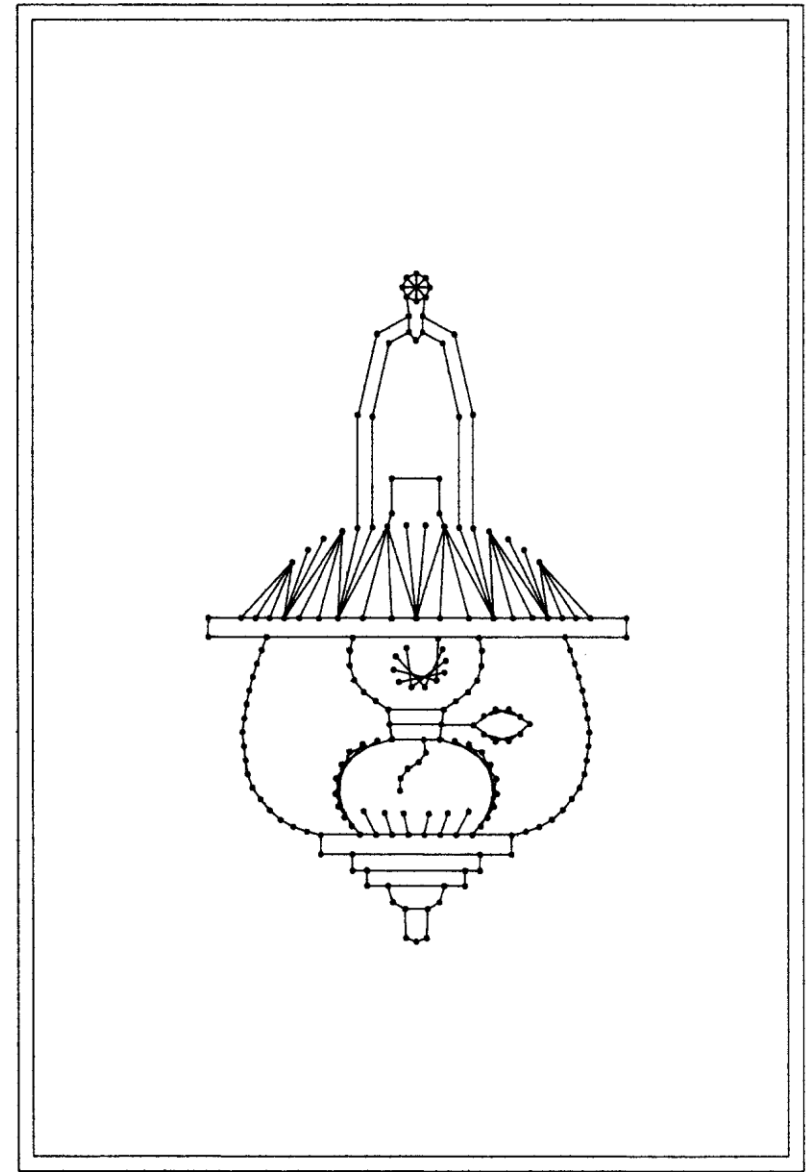
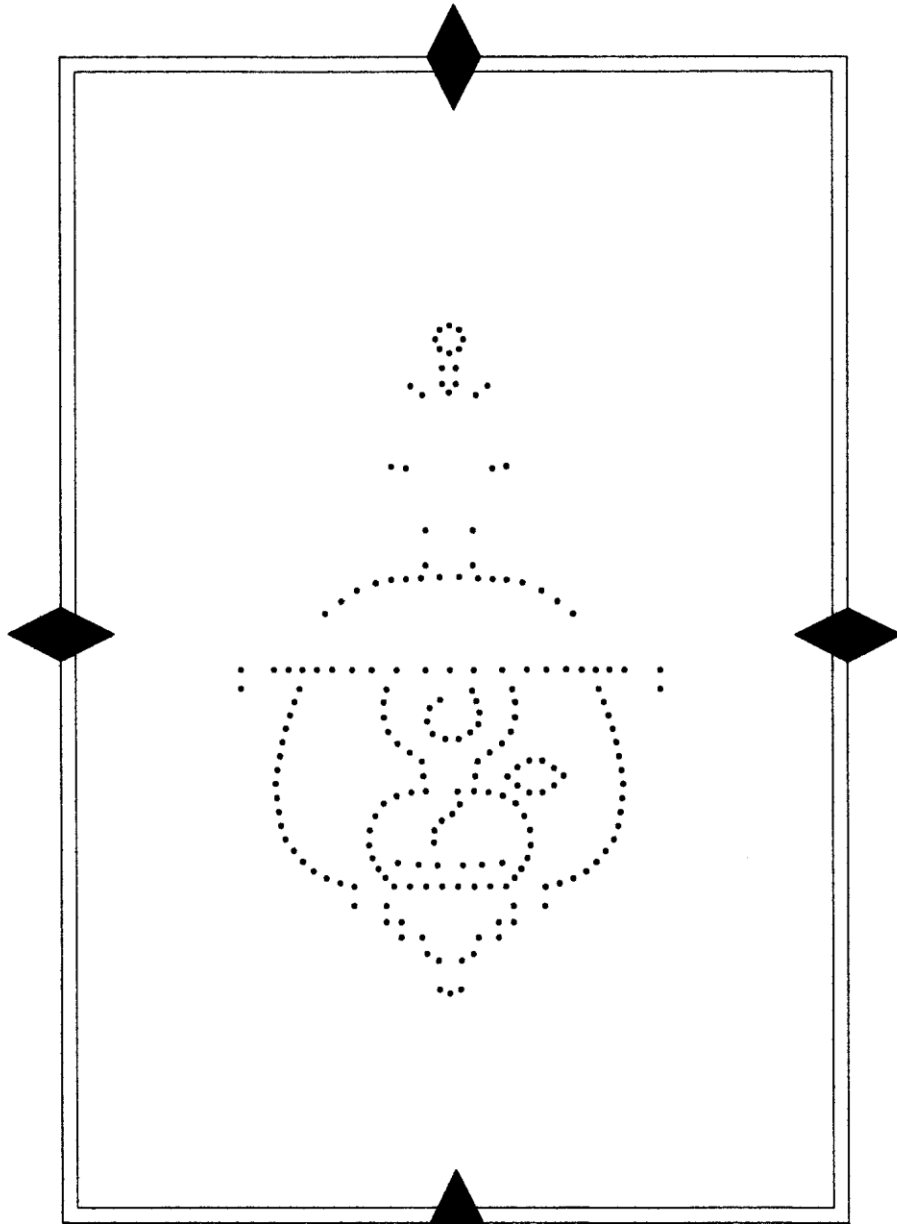
Created by Sue Farmer and Liz Kelly

FT031 - HURRICANE LAMP



Degree of Difficulty ★★☆☆

FT031 - HURRICANE LAMP

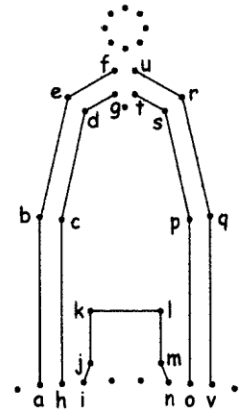


HURRICANE LAMP INSTRUCTIONS



1) HOOK & KNOB Gold
Follow numbers - 1 to 2, 3 to 4, etc.
Back Stitch
around knob and hook as illustration

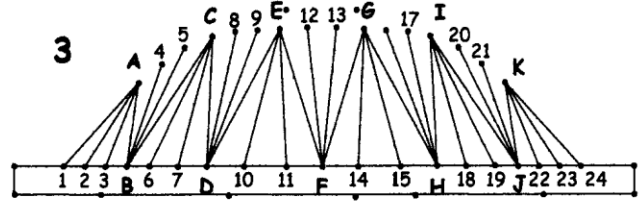
1



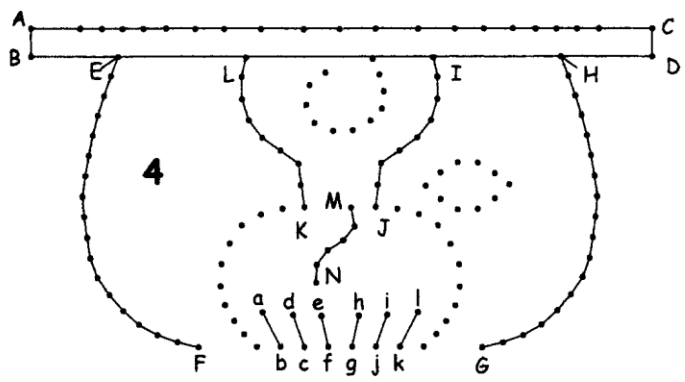
2) LEFT of HANDLE Gold
Straight Stitch
a-b, c-d, e-f,
g-d, e-b, c-h.
LAMP GLASS
i-j, k-j, k-l, m-l, m-n.
RIGHT of HANDLE
o-p, q-r, s-t,
u-r, s-p, q-v.

2

3) LAMP SHADE Gold
Spiral Stitch
1-A, 2-A, 3-A, B-A,
4-B, 5-B, C-B,
6-C, 7-C, D-C,
continue until complete.

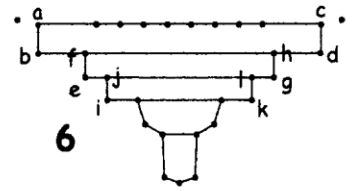


3



4) EDGE OF SHADE Gold
Straight Stitch
A-B, A-C, D-C, D-B
LAMP GLASS
Back Stitch from E to F and from G to H,
I to J, K to L and M to N.
BOWL
Straight Stitch Lines a-b, c-d, e-f, g-h, etc.

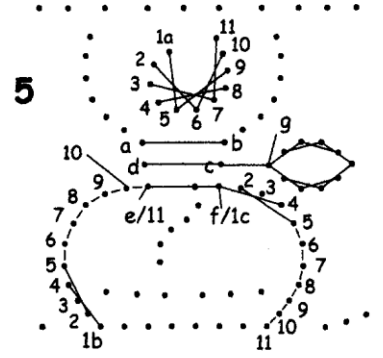
6) LAMP BASE Gold
Straight Stitch
a-b, a-c, d-c, d-b.
e-f, e-g, h-g.
i-j, i-k, l-kl.
Back Stitch the rest of the Base.



6

NOTE:
i = in
o = out

Suggested card colours:
Dark colours - Navy or Deep Blue
Dark Green, Deep Red, Wine or Purple



5

To make it easier to follow the pattern, dashes have been used as links between the dots - these are NOT stitches.

5) FLAME Gold
Crossover Stitch (miss 3)
1a-o, 5-i, 6-o, 2-i,
3-o, 7-i, 8-o, 4-i,
5-o, 9-i, 10-o, 6-i,
7-o, 11-i.
Straight Stitch a-b, c-d, e-f, c-g.
Stem Stitch **KNOB** (miss 1)
LAMP BOWL
Crossover Stitch (miss 2)
1b-o, 4-i, 5-o, 2-i,
3-o, 6-i, 7-o, 4-i,
5-o, 8-i, 9-o, 6-i,
7-o, 10-i, 11-o, 8-i.
Repeat for 1c to 11