



Website : www.pricknstitch.com

Prick 'n Stitch Cards

10 Brookdale Ave.,
 PINELANDS 7405
 South Africa
 Tel/Fax: Sue Farmer
 021 531 8210

Email: admin@pricknstitch.com

October 2014 Issue 44

Dear Stitches,

I spent a lovely summer in England, visited Constable country, stood on the Cob at Lyme Regis like “The French Lieutenant’s Woman”, visited Windsor Castle, - even managed to squeeze in a quick 4 days in St. Petersburg - what a wonderful city!

Now to the important stuff! A new batch of designs to get you going again...


Happy Stitching, Sue in Cape Town and Liz in Australia



A005 Panda
Code B



X036 Xmas Duo
Code C



F040 Allium
Code C



F041 Thistle
Code B

- PANDA - A cute little character with sooty black eyes - fun to work and a pleasure to receive.
- XMAS DUO - Xmas Trees Not again...? Well, Finding a new idea is always a problem but these are slightly different and quick and easy. We think this might be the very end for Xmas themed cards! Further on in the newsletter are the full instructions for how to make a French Knot for using on cards.
- CARNATION - Those butterflies again... Somehow a moth wouldn't do! Delicate and graceful, a great addition to our "In the Garden" series.
- THISTLE - We're asked regularly for "national" themed designs and this is for our Scottish friends.
- CLARINET - Another in our musical series - leave out the lettering and add peel offs if desired.



M012 Clarinet
Code B

Dear Friends,

Here we are again, back on track!

Our sea cruise was lovely except we all came home with a viral infection which landed me in bed for nearly ten days! Most unfortunate as we really enjoyed the holiday up until the day before arriving back in Sydney and would highly recommend it to everyone!

Since then Albury has had a very cold winter although as we have ducted heating got through it without too much fuss.

The craft exhibition in our local Library was successful and much interest was shown – the *Box Cards being a good talking point. I tried to incorporate Bobbin Lace and Prick 'n Stitch into them as well just to show how versatile Sue's lovely Designs can be.

Spring started off with a lovely two weeks then went back to winter temps and some much needed rain, hopefully enough to fill the dams before our hot weather arrives – yesterday and today well up in the 20's so am sure Spring is definitely here to stay.

I have seen another Birthday come and go and really appreciated a stitched Card from Marie Brake in Mackay – she worked the Allium from the last lot of Designs. Thank you Marie, it was very much admired! I stitched Gorgeous Girl for one of the grand daughters in DMC Black Rainbow on a cream card which also worked out beautifully so many thanks once again Sue for your talent in designing our lovely patterns.

Talking of sending cards, Sue has come up with another lovely lot this time round so I can't wait to get onto some Christmas ones using the two Tree designs – it is amazing how different they look using variations of colour and as they are both quick and easy to work all my family and friends will be getting the same design this year just in different colour combinations! I think the Thistle could also make a Christmas card with a difference for any Scottish friends as Sue has added "Best Wishes" on the bottom and you could also add a small Tartan Ribbon bow if you so desire. My favourite this time though, has to be the Panda, as I am sure it will be for you as well – there is something so endearing about those lovely cuddly looking bears. I think my pricking will be worn out in a very short time for this one so don't forget our hint from many moons ago about sticking it onto card and covering with clear contact paper or laminating straight away – it definitely lasts a lot longer and can be used over and over again.

Hard to believe we are talking about Christmas – again! Don't know about you but my life seems to be racing along at a very fast pace unless I am turning into a snail and getting forever slower!!

Both Ned & I wish you all a VERY HAPPY CHRISTMAS SEASON and every GOOD WISH for another busy Stitching year in 2015!

Kind Regards,
Liz


Examples of box cards - just enter Box Cards on Google and you will find lots of examples

* <http://www.splitcoaststampers.com/resources/tutorials/popupboxcard/>

<http://www.pinterest.com/ratsrme/card-how-to-s/>

REMINDER: In South Africa our bank is now charging R20.00 every time a customer deposits cash into our account.

This often means that we end up getting less than the cost of the pattern! For this reason we suggest that customers give the cash to a friend who has access to internet banking and ask them to do an Electronic Funds Transfer (EFT) for them. If this is not possible, please add the R20.00 to the order total.



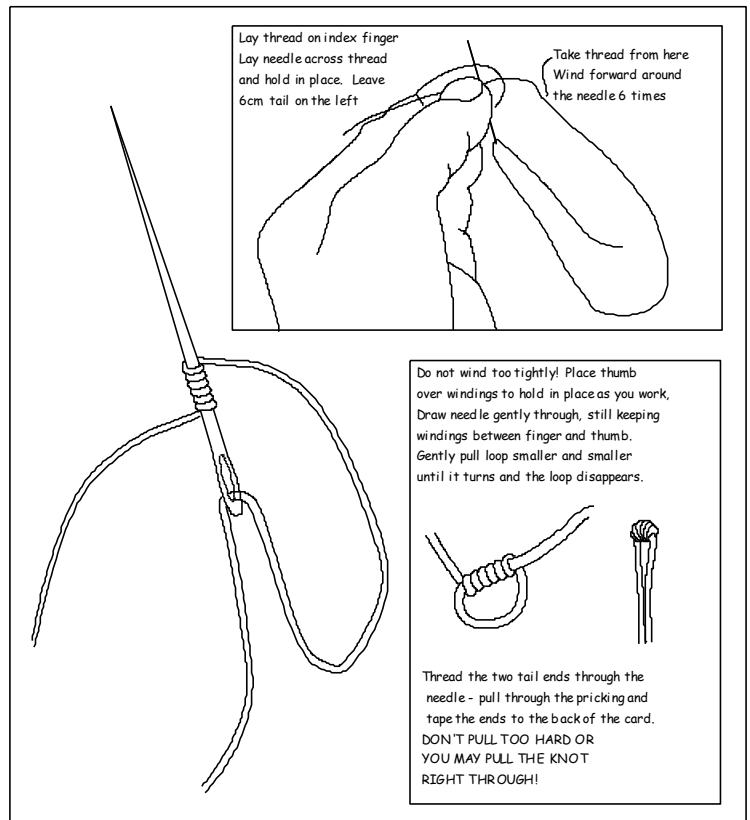
*** Freebie Motif *** **“Beadflower”**
 Attach beads as shown then Spiral Stitch
 & Straight Stitch to finish

FRENCH KNOT INSTRUCTIONS

Our next issue is due out on the
 15th January 2015 so we wish you a
 Happy Holiday season in advance!

Enjoy yourselves!!

Best Wishes from us all



OCTOBER SPECIAL - NEW DESIGNS

		Normal Prices	Downloads or Mail Order (+ P & P) SA Rand	Downloads or Mail Order (+ P & P) AU \$	WEBSITE Downloads US \$
A005	Panda	(Code B)	22.50	5.00	2.50
X036	Xmas Duo	(Code C)	25.00	5.55	2.75
F042	Carnation	(Code C)	25.00	5.55	2.75
F041	Thistle	(Code B)	22.50	5.00	2.50
M012	Clarinet	(Code B)	22.50	5.00	2.50
			117.50	26.10	13.00
			Special Price for all 5 Designs (Available until 15th November 2014)	100.00	22.50
				22.50	10.00