



Website : www.pricknstitch.com

Prick 'n Stitch Cards

10 Brookdale Ave.,
 PINELANDS 7405
 South Africa
 Tel/Fax: Sue Farmer
 021 531 8210

Email: admin@pricknstitch.com

January 2015 Issue 45

Dear Stitches,

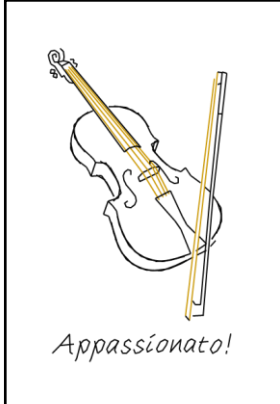



First, apologies for the lateness of the newsletter - I was too busy enjoying the views of Victoria Falls and riding on the back of an elephant to finalize the designs! However, they are finally done.

The New Year is upon us again - all the joy and tears are now behind us and we are free to start being creative again. We both had a jolly Christmas with our assorted families and hardly thought of PnS at all!

Speaking of which, I am finding it more and more difficult to come up with new and inspiring designs (planes, boats and trains just don't do it for me!) so I have decided this year that, particularly as I will be away from home for four and a half months, I will not commit to doing the usual quarterly designs. So these may be the last designs for some time unless inspiration hits me.

Twelve years is a long time to consistently produce new and appealing patterns. So we are appealing to our stitching friends to put on your designing caps and see if you can think up some ideas to whet my appetite and help me out! Like clothing, which has to have "hanger appeal", they need to be appealing to a broad section of customers...

Happy Stitching, Sue in Cape Town

 <p><i>Appassionato!</i></p>		 <p><i>To a Very Special Person</i></p>
<p>M013 Violin Code B</p>	<p>C038 Ruby, Silver, Golden, Diamond Wedding Code C</p>	<p>C037 Flower Heart Code B</p>
	<ul style="list-style-type: none"> • VIOLIN - For your prodigy! Work it in Black/Gold 'Glitz' and Gold 'Glitz' - this is an easy pattern - just follow the instructions! • RUBY WEDDING - A Quick & Easy design. Entwined hearts for a 40th Wedding Anniversary, pricking variations included for Silver, Golden & Diamond Wedding Anniversaries. Leave off the lettering and it is perfect for Valentine's Day. This would be lovely trimmed with fancy scissors and laid on a Deep Red Card • FLOWER HEART - A versatile card to give as a Valentine, for Mother's Day or for a Special Friend. Suggested colour variations included. Another easy design but it takes a bit of time as there so many flowers! You could also work the heart on a separate scrap of card, trim with fancy scissors and then paste it onto a two-fold card. • WARATAH - The Australian Protea, simple to stitch. Sue was inspired by an example in Kirstenbosch Gardens in Cape Town... so rich and beautiful! 	
<p>W007 Waratah Code B</p>		

Tip: Keep a spare needle with regular cotton thread in it - doubled and knotted. When you can't find a hole on the back of the card, push the tip through from the front then you will see where to stitch next. The thread is just there so that if the needle drops on the floor, you can find it again!

Dear Friends,

Cannot believe that Christmas and New Year are behind us!

First of all may we take this opportunity to Wish you a very Happy & Prosperous New Year. Most of all we wish everyone Good Health throughout 2015!

I don't know about you but I found last year went far too quickly, not sure if it is because I am getting more like a snail every day so take longer to do things or if the world is just rushing along at a terrible pace!!

Hopefully I will manage to find a few more hours in my days during 2015 to stitch Sue's lovely new designs plus doing all the other craft projects I have on hand – once again have started off my year finishing some UFO's (I try doing this in January every year, thinking I will definitely get them all finished this time but always seem to end up with even MORE projects to finish when the year ends).!

It has been terribly hot here in Albury the past month so am making good use of our air conditioner! It is very sad to know, while I am sitting in comfort other parts of the country are having bad fires, and others having floods so please join me in sparing a thought for the emergency services that put their lives in jeopardy to help others, here and in other parts of the world, in all sorts of different situations – we certainly couldn't do without them!

We look forward to hearing from you soon, until then,


Keep well and safe

Kind Regards,
Liz & Ned

Tel: 02 6025 0164

***** Freebie Motif *** “I ‘Heart’ You”**

Heart - Crossover Stitch (miss 3) Lettering - Straight Stitch/back Stitch



PLEASE NOTE: Sue will be away in England from mid-May to the end of September

The website will operate as usual and you may order downloads directly from the website. South African customers may continue to order downloads and pay in Rand as Sue will still be in email contact but sales of paper patterns, threads and starter kits may be a bit of a problem. So we suggest that customers do some forward planning.

NEW DESIGNS - JANUARY SPECIAL

			<i>Downloads or Mail Order (+ P & P)</i>	<i>Downloads or Mail Order (+ P & P)</i>	<i>WEBSITE Downloads</i>
		Normal Prices	SA Rand	AU \$	US \$
M013	Violin	(Code B)	22.50	5.00	2.50
C038	Ruby Wedding	(Code C)	25.00	5.55	2.75
W007	Waratah	(Code B)	22.50	5.00	2.50
C037	Flower Heart	(Code B)	22.50	5.00	2.50
			92.50	20.55	10.25
		Special Price for all 5 Designs (Available until 15th February 2015)	82.50	18.25	9.00

SOUTH AFRICA (MAIL ORDER ONLY)

PRE-STOCKTAKING SALE OF PRINTED PATTERNS

**LESS 25% on all patterns and
Booklets until 15th February 2015
(this doesn't include the already
discounted new designs for
January)**

DMC THREADS

We have finally been able to source
'Glitz' threads again so they are back in
stock.

AUSTRALIA (MAIL ORDER ONLY)

PRE-STOCKTAKING SALE OF PRINTED PATTERNS

**LESS 25% on all patterns and Booklets
until 15th February 2015 (this doesn't
include the already discounted new
designs for January)**

Card Special while stocks last:

Pack of 10 mixed cards AU \$5.75
(One each of the following)

Xmas Green ~ Xmas Red ~ Lt. Fern Green
Flat finish Cream ~ Light Old Rose
Light Sky Blue ~ Wine Red ~ Black
Grey Mottled ~ Antique Pastel Pink

Liz also still has a small number of
Pricking Mats and Pin Vices.

Happy Stitching,

Sue & Liz

Next Newsletter around 15th April 2015