



Prick 'n Stitch Designs

Maretha Botes: 084 604 4814

Ansa du Toit: 084 299 3609

Email: pricknstitch199@gmail.com

Website : www.pricknstitch.com

August 2018 Issue 51

Dear Fellow Stitchers,

Thank you so much for all the kind words and positive feedback we've received after the previous newsletter. It is great to hear from you and also make some new friends at the same time. It was also nice to meet Helen who was planning to introduce some of her Scrapbooking friends to Prick 'n Stitch, we hope they have enjoyed the class.

Since the previous newsletter, we've attended our first market and are looking forward to trying more markets in the near future as it's a great pleasure to introduce the hobby to other crafters.


We've decided to give the kits a try again, so these will be available for the South African customers. If any of the overseas customers are interested, you are also welcome to email us as we managed to successfully send a package to Florida. We are still finalizing the new thread suppliers, but we do still sell the carded threads, sequins, scissors, etc.

Regarding the new designs:


- **"Lily"** Such an elegant flower that we wanted to include it in our flower selection. Though it may look intricate, it is quite therapeutic to stitch.
Pricking - 30 minutes, Stitching - approx. 120 minutes.
- **"Hoopoe"** A dear addition to our bird collection
Pricking - 10 minutes, Stitching - approx. 2 hours
- **"Meadow"** Right in time for the South African spring time
Pricking - 10 minutes, Stitching - approx. 2 hours
- **"Farm scene #1"** a mixture of Overberg farm memories and gratitude for the rain received in the Western Cape after an extremely dry summer.
Pricking – 15 minutes, Stitching – approx. 90 minutes



F045 Lily
Code C



F046 Hoopoe
Code C



FT050 Farm scene1
Code B




F047 Meadow
Code A

***** Freebie Motif *** “Cutie Pie Cat”**

Very simple – work the cat in light grey, face in black and hearts in red.

Stem Stitch (miss 1) where possible except for the body which is miss 2 - Back Stitch facial features, hearts as well the paws.



Tip: As we get older, when it comes to fine work, we have more of a struggle to see. So here are some helpful tips:

- 1) Prick in daylight, stitch in the evenings.
- 2) Sit close to a window or on the patio where the light is brighter.
- 3) Before pricking the hole, place the tip of the pricker on the surface as close to the dot as you can, then drag it to the dot. This is more accurate than trying to go straight to the dot when your eyesight is not perfect.
- 4) Buy a pair of cheap “Reader’s” glasses (#3 is about the best) and pop these over the top of your prescription glasses – you will be surprised at the boost it gives your eyes.

August Design Specials

			<i>Downloads or Mail Order (+ P & P)</i>	<i>WEBSITE Downloads</i>
		Normal Prices	SA Rand	US \$
F045	Lily	(Code C)	27.50	2.20
F046	Hoopoe	(Code C)	27.50	2.20
F047	Meadow	(Code A)	22.50	1.80
FT050	Farm Scene #1	(Code B)	<u>25.00</u>	<u>2.00</u>
			102.50	8.20
		All 4 designs less 10%	ZAR 92.25	US\$ 7.40

To our South African mail order Customers:

VERY IMPORTANT Please do not use the old bank details – we will give you the new details when we invoice our mail order customers.

**Happy Stitching,
Maretha & Ansa**

Following, too, is some news from Sue and Liz...

Hello to you all from what has been a very sunny summer in England!

Rather reminiscent of Capetown at times as we watched the grass and plants wilt! However, we could at least drag out the hosepipe and give them some relief.

I am thoroughly enjoying living here in Dorset which is a very pretty and green part of England. There is plenty to do, lots of places to go and best of all I find I am no longer "invisible"! I'm sure as we get older we all suffer from this – you live in one place for years and then find that not only do you not know anyone to say hello to, but you are "no longer there". No one says "Hello" or even smiles in greeting – such a sad state of affairs.

Well, welcome to Swanage, a small seaside town which is at the end of the road from Bournemouth . Traffic doesn't pass through Swanage on its way to anywhere which makes it rather unusual. However, it is an absolute honeypot for tourists – lovely sandy beaches, typical seaside shops, tea and cake shops (one called Love Cake), art galleries and the usual Co-op store! Filled with friendly people who are quite happy to stop and chat and will always smile and say hello.

Roger and I were married on 22nd June in the Bourne Hill Registry office in Salisbury which was way prettier than "Registry Office" implies. We then travelled 12 miles to the reception at a lovely country hotel by the name of Howards' House in Teffont Abbas. We couldn't have asked for a more beautiful day, surrounded by family plus my best friends in England – unfortunately Liz couldn't be with us as you will read later.





We suggested that Dress was Casual and as you can see it varied tremendously!! We tried to keep it all very low key and it was certainly our idea of the Perfect Day. I count myself very lucky at 76 to have the chance to spend the rest of my years with a man who is kind and gentlemanly, so much like Richard, who is gone from our lives. So wish us luck!

The sad news we have to share is that Liz's husband Ned finally passed away. He was in a wheelchair and had suffered several strokes as well as the dementia, so while he was not in pain, the quality of his life was severely impaired. Liz is now trying to find some normality in her life before deciding what she will do next. As we know, when one door closes, another opens... I will keep you posted.

Finally, a big thank you to Maretha and Ansa who are working hard, trying to understand how to get the designs together and coming up with new ideas. I am still in the background giving a helping hand but it takes time to learn something completely new, so do give them your support!

Kind Regards,
Sue