



Prick 'n Stitch Designs

Maretha Botes: 084 604 4814

Ansa du Toit: 084 299 3609

Email: pricknstitch199@gmail.com

Website: www.pricknstitch.com

Jan 2020 Issue 56

Dear Fellow Stitchers,

2020!! New year, new decade, new opportunities... may it be a prosperous year for all of us.

How are you doing? We trust you also enjoyed a relaxing holiday season. We were so blessed to spend another Christmas on the farm in the Overberg with our family!

We send our thoughts and prayers to everyone affected by the devastating bushfires in Australia. We pledge to donate all sales of the following designs to the Australian Wildfire Fund (www.australiawildfirefund.com) up until end of June: Koala (K009), Kangaroo Paw (W005) and Desert Pea (W001)

This time round we are playing with loads of colour in our new designs:

- **“Cosmos”** A cheerful flower to spread some joy. Choose between filling the centre with crossover stitch, or add some beads. Some interesting information about the cosmos flower (as per Wikipedia):

Cosmos is native to scrub and meadowland in Mexico where most of the species occur, as well as the United States, as far north as the Olympic Peninsula in Washington, Central America, and to South America as far south as Paraguay. One species, is naturalized across much of the eastern United States and eastern Canada. It is also widespread over the high eastern plains of South Africa, where it was introduced via contaminated horse feed imported from Argentina during the Anglo-Boer War.

Pricking - 20 minutes, Stitching - approx. 2 hours

- **“Rainbow”** To remind someone going through a difficult time to always be on the lookout for the rainbow amidst the darkest storms, or change the wording to use it as a Thank You card.



Pricking - 10 minutes, Stitching - approx. 2 hours

- **“Paint Palette”** A colourful way to tell a loved one: “You colour my world”!

Pricking - 15 minutes, Stitching - approx. 1.5 hours

- **“Geo”** Two very quick and easy designs to work out. Have fun using different colour combinations. Geometric designs always work well for masculine cards as well.

Pricking - 5 minutes, Stitching - approx. 30-40 minutes per design



**FT056 Geometric #2
(incl both designs)
Code A**



**F048 Cosmos
Code C**



**FT054 Rainbow
Code B**



**FT055 Paint Palette
Code B**



You are welcome to have a look at our new Instagram account where we will be posting card ideas of our designs. Be sure to follow us so that you don't miss out on new posts



@PricknStitch

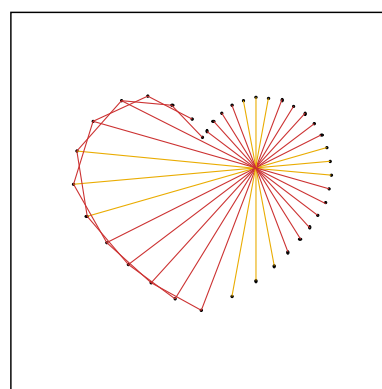
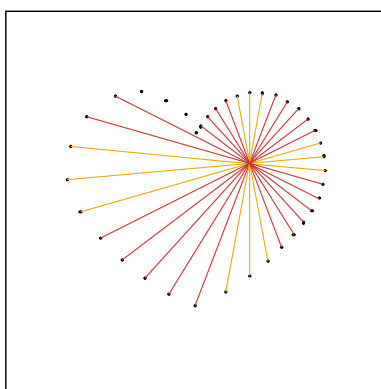

If you tag your Prick 'n Stitch creations with #PricknStitch, we can all share in your beautiful creations!

Jan Design Specials

Also refer additional specials below


| | | Normal Prices | Downloads or Mail Order (+ P & P) | WEBSITE Downloads |
|------------------------|---------------|---------------|-----------------------------------|-------------------|
| | | | SA Rand | US \$ |
| F048 | Cosmos | (Code C) | 30.80 | 2.20 |
| FT054 | Rainbow | (Code B) | 28.00 | 2.00 |
| FT055 | Paint Palette | (Code B) | 28.00 | 2.00 |
| FT056 | Geometric #2 | (Code A) | 25.20 | 1.80 |
| | | | 112.00 | 8.00 |
| All 4 designs less 10% | | | ZAR 100.00 | US\$ 7.20 |

*** Freebie Motif *** Off-centre heart





Using deep red silky or red glitz thread stitch the red lines across the heart with spiral stitch or crossover stitch. Use gold glitz or black/gold glitz thread to add the three horizontal and vertical lines with Cross over stitch. Lastly, add the outline of the left half with stem stitch (miss one) also using deep red silky or red glitz thread.

2020 Valentine Special



C029 Wedding Bouquet, C037 Flower Heart and C044 Senior Moments
R55.00 / US \$ 4.00

2020 Easter Special



C010 Easter Bunny, C021 Floral Cross and C007 Easter Basket
R41.00 / US \$ 3.00

Please don't hesitate to contact us with any questions.
We'd like everybody to enjoy this hobby as much as we do 😊

Happy Stitching,
Maretha & Ansa