



## Prick 'n Stitch Designs

Maretha Botes: 084 604 4814

Ansa du Toit: 084 299 3609

Email: pricknstitch199@gmail.com


Website: www.pricknstitch.com

Oct 2020 Issue 57

### Dear Fellow Stitchers,

Thank you for the continuous support, reaching out to us, asking how we are doing and for all the messages of support and understanding. We were both able to continue with our day jobs and with the travel restrictions lifted we were now able to get together again to work on a newsletter and bring you some new designs.


Thank you also for all the sales on the designs contributing towards the Australia wildfire fund, which we have mentioned in our previous newsletter. Although the original website we have mentioned was no longer available, we still donated the money to the Official WWF-Australia (<https://donate.wwf.org.au>)



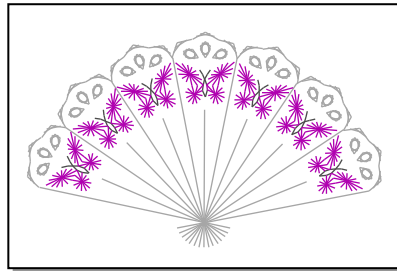
**FT058 Bookmarks #4**  
Code B

On the new designs:


- **“Bookmarks #4”** A little something to spoil Mom and/or Dad – perfect for the Xmas stocking or to add to a Mother’s Day / Father’s Day gift  
*Pricking - 10 minutes each, Stitching - approx. 1,5 hours combined*
- **“Flower Corner”** We received a few requests for corner designs, so you can expect more of these in the future. Combine it with the recipient’s name or a “Thank you” using the Ornate Lettering (C004/C008 or C047). You could also duplicate the corner to use it as a bigger picture frame.  
*Pricking - 10 minutes, Stitching - approx. 50 minutes*
- **“Butterfly Fan”** We thought it high time to add a design to the fans collection. The silver glitz edge really gives it a lacey feel. As an alternative option to the purple butterflies, stitch them in rainbow colours. You could also use the butterfly design to add a little Prick ‘n Stitch touch to another card design.  
*Pricking - 30 minutes, Stitching - approx. 2 hours*
- **“Mysterious Lady”** Add to the mystery by stitching the hat in white on a black coloured card. You can also switch the stitched roses with some flower sequins.  
*Pricking - 10 minutes, Stitching - approx. 1,5 hours*



**F049 Flower Corner**  
Code A



**FT057 Butterfly Fan**  
Code B










**FT059 Mysterious Lady**  
Code B

## Oct Design Specials

			Downloads or Mail Order (+ P & P)	WEBSITE Downloads
		Normal Prices	SA Rand	US \$
F049	Flower Corner	(Code A)	25.20	1.80
FT057	Butterfly Fan	(Code B)	28.00	2.00
FT058	Bookmarks #4	(Code B)	28.00	2.00
FT059	Mysterious Lady	(Code B)	28.00	2.00
			<b>109.20</b>	<b>7.80</b>
		<b>All 4 designs less 10%</b>	<b>ZAR 98.00</b>	<b>US\$ 7.00</b>

*We are pleased to let you know that our Instagram community is growing steadily. Remember to have a look at our page @PricknStitch for some card making inspiration using the Prick 'n Stitch designs.*

<u>2020 Xmas Special #1</u>			<u>2020 Xmas Special #2</u>			
						
X020 Snowman, X016 Xmas Penguin and X039 Snow Flurry <b>R55.00 / US \$ 4.00</b>			X012 Madonna, X025 Nativity Plus and X019 Xmas Gifts <b>R63.00 / US \$ 4.50</b>			

**\*\*\* Freebie Motif \*\*\* Missing you**


Below example is worked in silky thread on a dark grey card. Spiral stitch the hearts in deep red, back stitch the wording with double white thread and work the tacking stitch with single white thread. See pricking and design on the following page for this full-size freebie design.



*Please do not hesitate to contact us with any questions. We would like everybody to enjoy this hobby as much as we do 😊*

**Happy Stitching,  
Maretha & Ansa**

PRICKING PATTERN



MISSING YOU

