



Prick 'n Stitch Designs

Maretha Botes: 084 604 4814

Ansa du Toit: 084 299 3609

Email: pricknstitch199@gmail.com

Website: www.pricknstitch.com

Feb 2023 Issue 60

Dear Fellow Stitchers,


Long time no see... but we are still here. We've just been busy with our day jobs and adjusting back to "almost the old normal". Thank you for keeping in touch and for the encouragement to bring out new designs. Trust you will find something amongst them that is to your liking. Please continue to send in your recommendations?

What to expect in the new designs:

- **"Butterflies"** Three little beauties on their way to spread happiness.
Pricking - 15 minutes, Stitching - approx. 2,5 hour
- **"Bunting Wishes"** Cheerful wishes for a Birthday, Anniversary, Christmas or a Thank You.
Pricking - 10 minutes, Stitching - approx. 1 hour per design
- **"Orchid"** A beautiful orchid for an elegant greeting card. It is also one of those designs that is asking to be framed in a shadow box.
Pricking - 15 minutes, Stitching - approx. 1,5 hours



C052 Bunting Wishes
Code B




F052 Butterflies
Code B




C052 Bunting Wishes
Code B



C052 Bunting Wishes
Code B



F051 Orchid
Code C



C052 Bunting Wishes
Code B

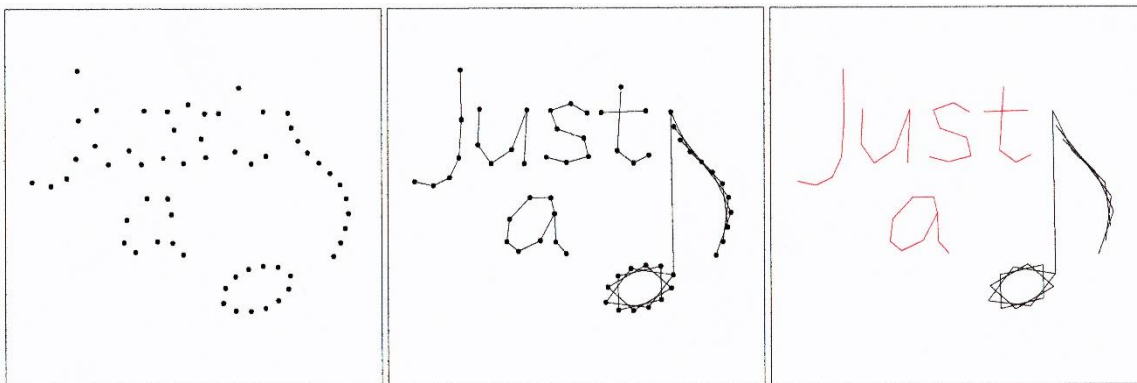
Tips

It is easier to see the holes/pricking on a dark card when you have a white "background" underneath the card. A piece of printer paper will do. Likewise, it's easier to see the pricking on a light/white card when you have a dark background underneath the card.

When working cross over stitch on a symmetrical design, try to use the same starting point on both sides of the design. For example, in the Butterflies design, if you start at the top of the curl on the right wing, then it's best to also start at the top of the curl on the left wing, to achieve a perfectly symmetrical look.

***** Freebie Motif *** Just a note**

Work the lettering in back stitch using fire red silky thread. Use Black/Gold Glitz thread for the note, work in crossover stitch, miss 2 as per illustration. Work the 'stem' of the note twice, so that the line is thicker.



Remember to have a look at our Instagram @PricknStitch for some card making inspiration using the Prick 'n Stitch designs.

Feb Design Specials			Downloads or Mail Order (+ P & P)	WEBSITE Downloads
		Normal Prices	SA Rand	US \$
F052	Butterflies	(Code B)	28.00	2.00
C052	Bunting Wishes (4 designs)	(Code B)	28.00	2.00
F051	Orchid	(Code C)	30.80	2.20
			86.80	6.20
All 3 designs less 10%			ZAR 78.00	US\$ 5.50

As always, please do not hesitate to contact us with any questions.

**Happy Stitching,
Maretha & Ansa**

PS. Thought we'd include an old freebie from 2008

<p>*** FREE MOTIF *** Valentine Gift Tag <i>Red Glitz Thread Florets</i> <i>Gold Leaf Sprigs</i> <i>on a Dark Red Card</i></p>		
		 <p>Close-up of leaf sprig</p>

♥♥ Hope you have a loving Valentines month! ♥♥